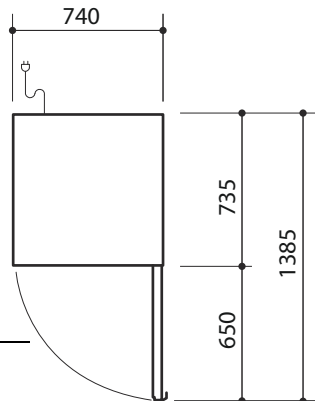


# specifications

## B550-2

SKOPE Gen2: Single Door Chiller

Type: V48BA



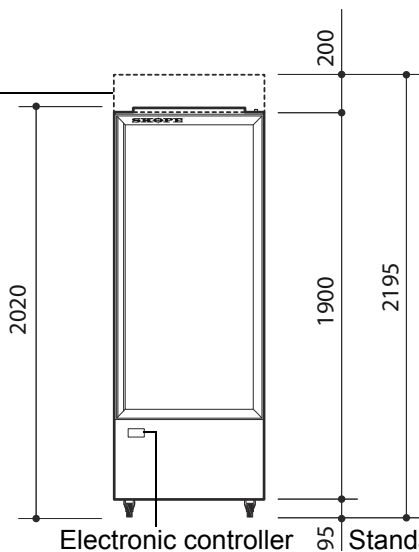
Double glazed  
swing door

### CABINET DIMENSIONS


	External	Internal
<b>Height:</b>	2020mm*	1440mm
<b>Width:</b>	740mm	640mm
<b>Depth:</b>	735mm	555mm
<b>Floor area:</b>	0.54m <sup>2</sup>	
<b>Insulation:</b>	50mm polyurethane foam	

\* Maximum height 2195mm with optional sign fitted.

Optional 200mm  
illuminated  
curved sign



Electronic controller 55 Standard castor height



Bottom mount  
SKOPE Cyclone®  
refrigeration unit

Power cord

Copyright © 2004 SKOPE Industries Limited

### CABINET SPECIFICATIONS

<b>Refrigeration system:</b>	Bottom mount SKOPE Cyclone ® refrigeration unit with electronic control
<b>Refrigerant:</b>	R134a / 465g
<b>Nominal capacity:</b>	581 Watts (CECOMAF -5°C SST)
<b>Cabinet internal volume:</b>	558 litres
<b>Cabinet temperature range:</b>	+1°C to +4°C
<b>Drainage:</b>	No plumbing required
<b>Electrical:</b>	220-240 Volts a.c. 50 Hz, single phase supply, 2.05 Amp
<b>Internal lighting:</b>	1 x sidelight: 28 Watt T5 fluorescent tube (Ø16mm x 1150mm)
<b>Optional sign:</b>	1 x 14 Watt T5 fluorescent tube (Ø16mm x 550mm), 0.10 Amp
<b>Door:</b>	Self-closing, aluminium framed, double glazed, toughened safety glass swing door
<b>Internal door opening size:</b>	1 door opening: 1440mm high x 620mm wide
<b>Shelves:</b>	5 shelves: 620mm wide x 475mm deep
<b>Total weight:</b>	190 kg

SKOPE Industries Limited reserve the right to alter specifications without notice.

PSS0010 Rev. 2.0 Aug. 2011



**SKOPE INDUSTRIES LIMITED**



New Zealand Freephone: 0800 947 5673, Fax: (03) 983 3896. Australian Freephone: 1800 121 535, Freefax: 1800 121 533

Email: enquiry@skope.co.nz Website: www.skope.co.nz