

specifications

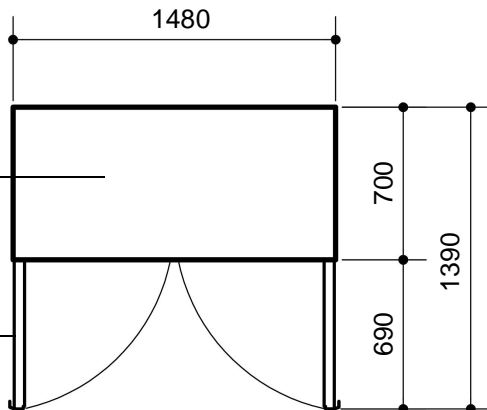
SK1300-2

SKOPE Gen2: Two door vertical chiller
Type: V12BC (twin side light, foamed pillar)



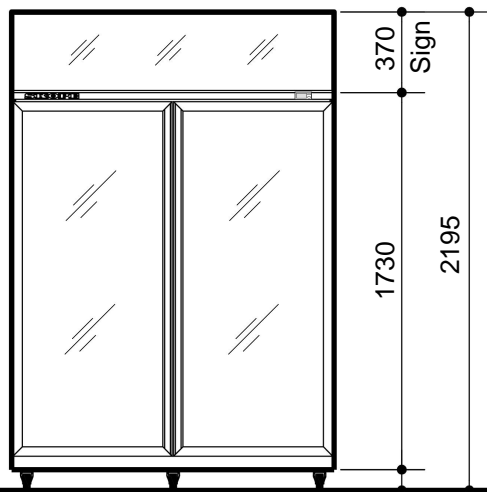
Top mount
SKOPE
Cyclone® unit

Double glazed
swing doors



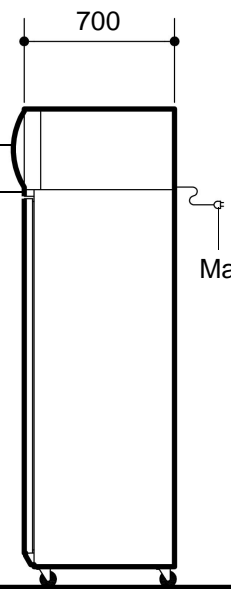
CABINET DIMENSIONS

	External	Internal
Height:	2195mm	1570mm
Width:	1480mm	1380mm
Depth:	700mm	555mm
Floor area:	1.04m ²	
Insulation:	50mm polyurethane foam	



Illuminated
curved sign
Electronic
controller

Mains flex



85 Standard castor height

Copyright © 2005 SKOPE Industries Limited

CABINET SPECIFICATIONS

Refrigeration system:	Top mount SKOPE Cyclone ® refrigeration unit with electronic control
Refrigeration unit model:	UT43AAC
Refrigerant:	R134a / 750 g
Nominal capacity:	625 Watts
Cabinet internal volume:	1310 litres
Cabinet temperature range:	+1° C to +4° C
Electrical:	220-240 Volts a.c. 50 Hz, single phase supply, 4.73 Amp
Internal lighting:	Side lights: 2 x 35 Watt T5 fluorescent tubes (Ø16mm x 1450mm)
Sign illumination:	1 x 28 Watt T5 fluorescent tube (Ø16mm x 1150mm)
Internal door opening size:	2 door openings: 1560mm high x 630mm wide
Doors:	Self-closing, aluminium framed, double glazed swing doors
Shelves:	10 shelves: 677mm wide x 475mm deep
Total weight:	270 kg

SKOPE Industries Limited reserve the right to alter specifications without notice.

Rev 1.0 February 2005 edition



SKOPE INDUSTRIES LIMITED

New Zealand Freephone: 0800 947 5673, Fax: (03) 983 3896. Australian Freephone: 1800 121 535, Freefax: 1800 121 533

Email: enquiry@skope.co.nz Website: www.skope.co.nz

