

specifications

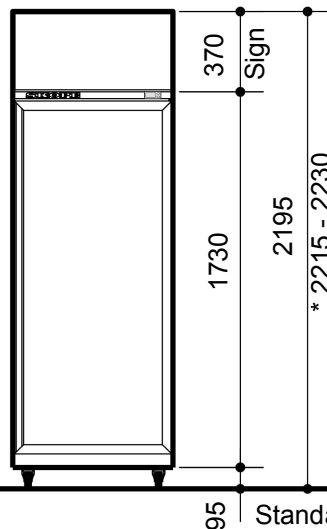
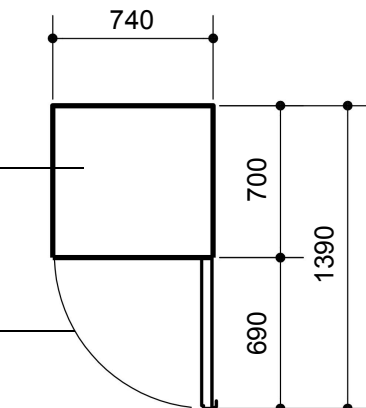
SK650-2

SKOPE Gen 2: Single door vertical chiller
Type: V60BA (single side light)



Top Mounted
SKOPE
Cyclone® unit

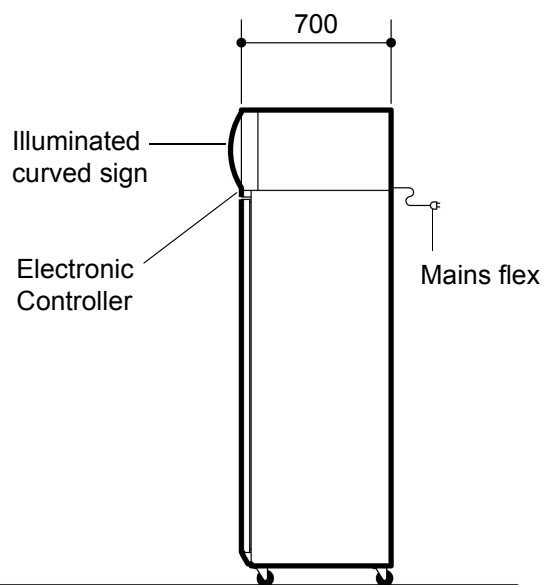
Double glazed
swing door



CABINET DIMENSIONS

	External	Internal
Height:	2195mm	1570mm
adjustable:	2215 to 2230mm *	
Width:	740mm	640mm
Depth:	700mm	555mm
Floor area:	0.52m ²	
Insulation:	50mm polyurethane foam	

* Height with optional adjustable castors



Copyright © 2003 SKOPE Industries Limited

CABINET SPECIFICATIONS

Refrigeration system:	Top mounted SKOPE Cyclone ® refrigeration unit with electronic control
Refrigerant:	R134a / 450g
Nominal capacity:	581 Watts
Cabinet internal volume:	610 litres
Cabinet temperature range:	+1°C to +4°C
Drainage:	No plumbing required
Electrical:	220-240 Volts a.c. 50 Hz, single phase supply, 2.77 Amp
Internal lighting:	1 x sidelight: 35 Watt T5 fluorescent tube (Ø16mm x 1450mm)
Sign illumination:	1 x 14 Watt T5 fluorescent tube (Ø16mm x 550mm)
Internal door opening size:	1 door opening: 1570mm high x 620mm wide
Door:	Self-closing, double glazed, toughened safety glass swing door
Shelves:	5 shelves: 620mm wide x 475mm deep
Total weight:	173 kg

SKOPE Industries Limited reserve the right to alter specifications without notice.

Rev 2.0 March 2007 edition



SKOPE INDUSTRIES LIMITED



New Zealand Freephone: 0800 947 5673, Fax: (03) 983 3896. Australian Freephone: 1800 121 535, Freefax: 1800 121 533

Email: enquiry@skope.co.nz Website: www.skope.co.nz