

specifications

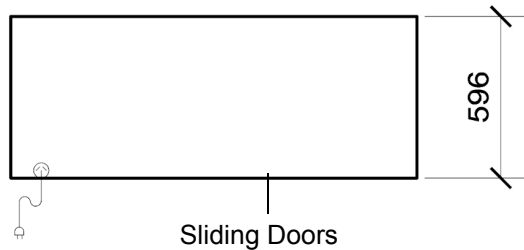
BB380-2SL

SKOPE Backbar
2 Sliding Door Integral Chiller (B2002V)

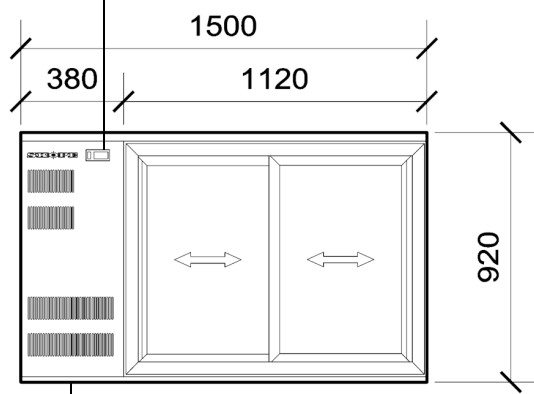
CABINET DIMENSIONS

	External	Internal
Height:	920mm*	758mm
Width:	1500mm	1020mm
Depth:	596mm	530mm
Floor area:	0.89m ²	

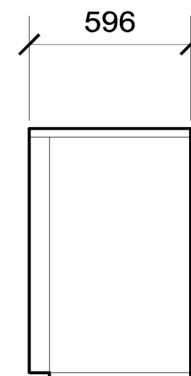
* Height excludes castors, adjustable legs or optional worktop.



Electronic Controller



Side Mounted Integral Refrigeration Unit



Power Cord with 3-Pin Plug

Copyright © 2008 SKOPE Industries Limited

CABINET SPECIFICATIONS

Refrigeration system:	Electronic controlled, side mounted, integral refrigeration unit
Refrigerant:	R134a / 425g
Nominal capacity:	528 Watts
Cabinet internal volume:	380 litres
Insulation:	50mm thick, high density cyclo-isopentane polyurethane foam
Cabinet temperature range:	+1°C to +4°C up to 32°C ambient
Drainage:	No plumbing required
Electrical:	230-240 Volts a.c. 50 Hz, 3.6 Amps
Internal lighting:	1 x 20W T8 Frosted LED Tube (Ø26 x 900mm, 5500K) - Switched
Internal door opening size:	2 door openings: 720mm high x 470mm wide
Doors:	Self-closing, double glazed toughened single Low-E safety glass sliding doors
Worktop (optional):	Optional 25mm stainless steel worktop
Shelves:	Two adjustable shelves per door: 495mm wide x 440mm deep
Weight:	150 kg

SKOPE Industries Limited reserve the right to alter specifications without notice.

PSS0151 Rev. 2.0 Dec. 2013



SKOPE INDUSTRIES LIMITED



New Zealand Freephone: 0800 947 5673, Fax: (03) 983 3896. Australian Freephone: 1800 121 535, Freefax: 1800 121 533

Email: enquiry@skope.co.nz Website: www.skope.com