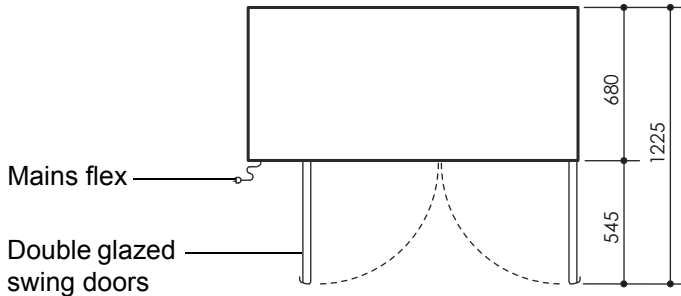


specifications

CL400r-2SW

SKOPE Counterline
2 Swing Door Remote Chiller (JD3202V)

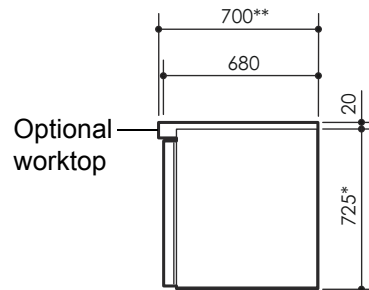
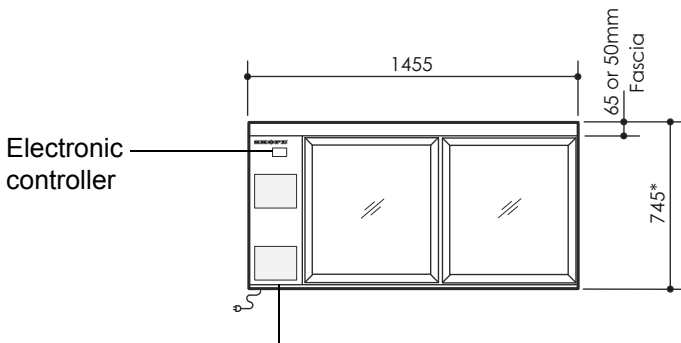


CABINET DIMENSIONS

	External	Internal
Height:	725mm*	545mm
Width:	1455mm	1120mm
Depth:	680mm**	565mm
Floor area:	0.99m ²	

* Height excludes castors, legs or optional worktop

**Depth with optional worktop is 700mm



Side mounted remote refrigeration unit

Copyright © 2003 SKOPE Industries Limited

CABINET SPECIFICATIONS

Refrigeration system:	Side mounted, remote refrigeration unit
Electronic controller:	SKOPE CAREL ir33
Refrigerant:	Selected at time of order: R134a, R404A, R507, R22
Pipe connection size:	Liquid line: 1/4". Suction line: 3/8"
Remote refrigeration duty:	480 Watts
Cabinet internal volume:	390 litres
Insulation:	42mm polyurethane foam
Cabinet temperature range:	+1°C to +4°C in 40°C ambient
Drainage:	Small drain supplied. Must be connected to permanent drain by installer.
Electrical:	230-240 Volts a.c. 50 Hz, single phase supply, 0.3 Amps
Internal lighting:	1 x 20W T8 Frosted LED Tube (Ø26 x 900mm, 5500K) - Switched
Internal door opening size:	2 door openings: 544mm high x 520mm wide
Doors:	Self-closing, double glazed, toughened Low-E safety glass with aluminium extrusion or insulated solid doors
Worktop (optional):	Optional 20mm high stainless steel worktop with 65mm (or 50mm) fascia
Shelves:	Adjustable height, white plastic coated, steel wire shelves - two per door

SKOPE Industries Limited reserve the right to alter specifications without notice.

PSS0160 Rev. 4.1 Apr. 2016



SKOPE INDUSTRIES LIMITED



New Zealand Freephone: 0800 947 5673, Fax: (03) 983 3896. Australian Freephone: 1800 121 535, Freefax: 1800 121 533

Email: enquiry@skope.co.nz Website: www.skope.co.nz