

# specifications

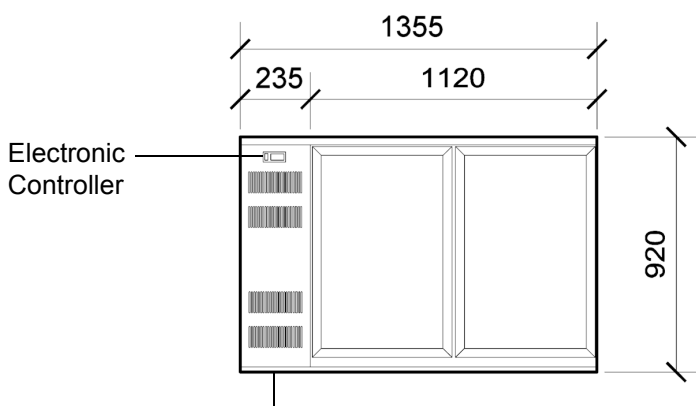
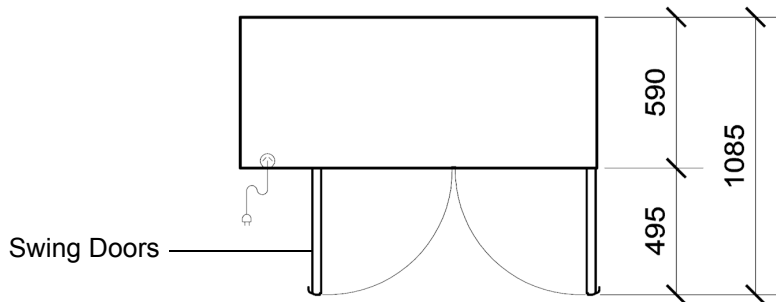
## BB380r-2SW

SKOPE Backbar  
2 Swing Door Remote Chiller (RB2012V)

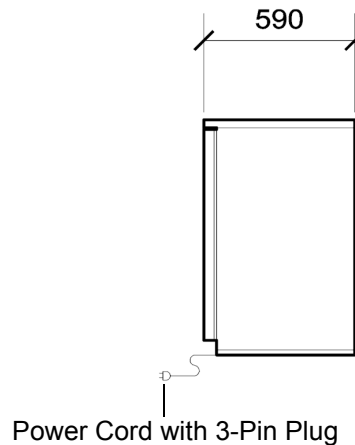
### CABINET DIMENSIONS

	External	Internal
<b>Height:</b>	920mm*	758mm
<b>Width:</b>	1355mm	1020mm
<b>Depth:</b>	590mm	530mm
<b>Floor area:</b>	0.80m <sup>2</sup>	

\* Height excludes castors, adjustable legs or optional worktop.



Side Mounted Remote Refrigeration Unit



Copyright © 2008 SKOPE Industries Limited

### CABINET SPECIFICATIONS

<b>Refrigeration system:</b>	Electronic controlled, side mounted, remote refrigeration unit
<b>Refrigerant:</b>	Thermostatic expansion valve fitted as standard to suit R134a or R404A
<b>Pipe connection size:</b>	Liquid line: 1/4". Suction line: 3/8"
<b>Remote refrigeration duty:</b>	480 Watts
<b>Cabinet internal volume:</b>	380 litres
<b>Insulation:</b>	50mm thick, high density cyclo-isopentane polyurethane foam
<b>Cabinet temperature range:</b>	+1°C to +4°C up to 40°C ambient
<b>Drainage:</b>	Evaporator drain fitted inside service compartment (requires plumbing)
<b>Electrical:</b>	230-240 Volts a.c. 50 Hz, 0.7 Amps
<b>Internal lighting:</b>	1 x 20W T8 Frosted LED Tube (Ø26 x 900mm, 5500K) - Switched
<b>Internal door opening size:</b>	2 door openings: 720mm high x 470mm wide
<b>Doors:</b>	Self-closing, double glazed toughened single Low-E safety glass or solid swing doors - LH and RH hinged
<b>Worktop (optional):</b>	Optional 25mm stainless steel worktop
<b>Shelves:</b>	Two adjustable shelves per door: 495mm wide x 440mm deep
<b>Weight:</b>	118 kg

SKOPE Industries Limited reserve the right to alter specifications without notice.

PSS0163 Rev. 2.1 Apr. 2016



**SKOPE INDUSTRIES LIMITED**



New Zealand Freephone: 0800 947 5673, Fax: (03) 983 3896. Australian Freephone: 1800 121 535, Freefax: 1800 121 533

Email: enquiry@skope.co.nz Website: www.skope.com