

# specifications

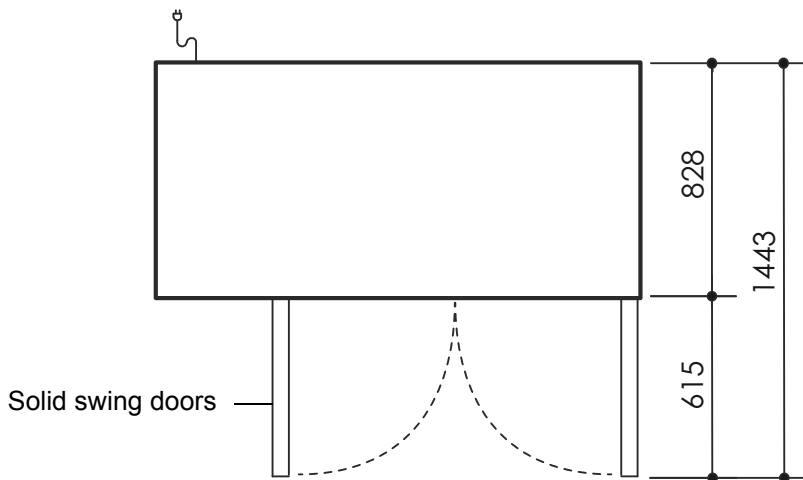
## PG500HCr

SKOPE Pegasus Horizontal 2/1  
REMOTE 2 Door Chiller (JK3302)

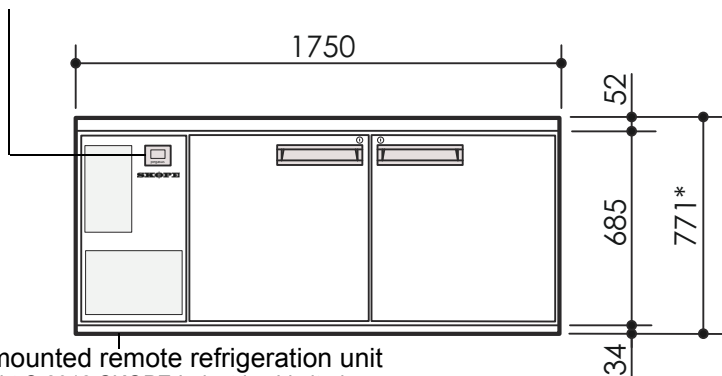
### CABINET DIMENSIONS

	External	Internal
<b>Height:</b>	771mm*	565mm
<b>Width:</b>	1750mm	1250mm
<b>Depth:</b>	828mm	650mm
<b>Floor area:</b>	1.45m <sup>2</sup>	

\* Height includes plinth and worktop (excludes castors and adjustable legs).

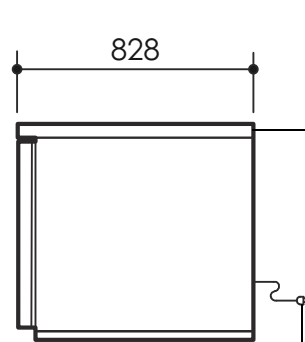


Electronic controller



Side mounted remote refrigeration unit  
Copyright © 2012 SKOPE Industries Limited

Pictured with optional 50mm stainless steel worktop



Power cord with 3-Pin plug

### CABINET SPECIFICATIONS

<b>Refrigeration system:</b>	Electronic controlled, side mounted, remote refrigeration unit
<b>Refrigerant:</b>	Thermostatic expansion valve fitted as standard to suit R134a or R404A
<b>Pipe connection size:</b>	Liquid line: 1/4". Suction line: 3/8"
<b>Remote refrigeration duty:</b>	534 Watts @ -10°C SST
<b>Cabinet internal volume:</b>	480 litres
<b>Insulation:</b>	60mm thick, high density cyclo-isopentane polyurethane foam
<b>Cabinet temperature range:</b>	+1°C to +4°C up to 43°C ambient
<b>Drainage:</b>	Evaporator drain fitted inside service compartment (requires plumbing)
<b>Electrical:</b>	230-240 Volts a.c. 50 Hz, 0.49 Amps
<b>Internal lighting:</b>	n.a.
<b>Internal door opening size:</b>	2 door openings: 565mm high x 565mm wide
<b>Door:</b>	Solid stainless steel, self-closing doors (with key lock) - LH & RH hinged
<b>Worktop (optional):</b>	Optional 50mm square edged stainless steel worktop
<b>Shelves:</b>	Two levels of non-tip, adjustable tray slides and/or shelves per door
<b>Weight:</b>	120 kg

SKOPE Industries Limited reserve the right to alter specifications without notice.

PSS0198 Rev 2.2 Apr. 2016



**SKOPE INDUSTRIES LIMITED**



New Zealand Freephone: 0800 947 5673, Fax: (03) 983 3896. Australian Freephone: 1800 121 535, Freefax: 1800 121 533

Email: enquiry@skope.co.nz Website: www.skope.co.nz