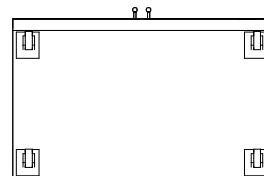

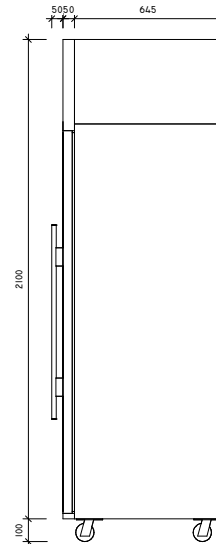
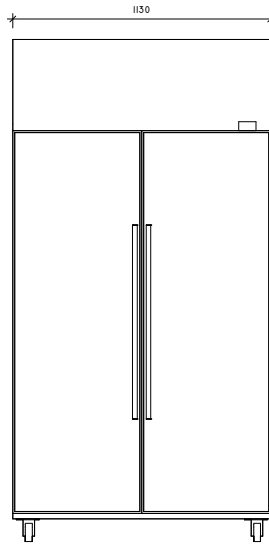
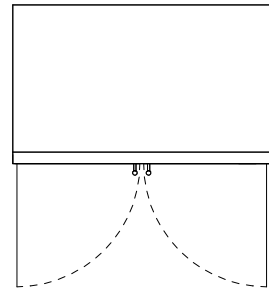
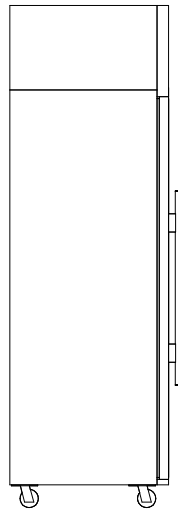


Cabinet Specifications

Width: 1130
 Depth: 745
 Height: 2200



Industries Limited
 66 Princess St. PO Box 1091
 Christchurch, New Zealand
 Ph: +64 (3) 983 3800
 Fax: +64 (3) 983 3896

Model: TME1000-A		Scale 1:10
Description: Vertical, 2 door High Performance, energy efficient GDM Chiller with Integral, top refrigeration services		
Unless Otherwise Specified		Revision --
Folded Dimensions:	Overall +/- 0.5mm	
Linear Tolerances:	+/- 0.5"	
Angular Tolerances:	Millimetres	
Units:		
Copyright © SKOPE Industries Limited		