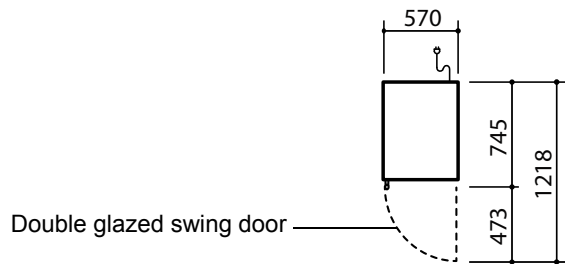


specifications

SKT500X

Top Mount
One Door Upright Chiller

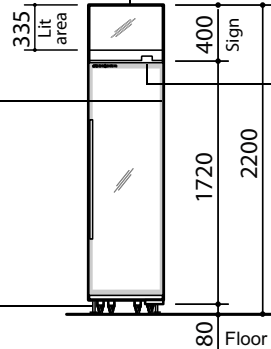


Double glazed swing door

Sign replacement panel,
or illuminated sign

LED interior lighting

2 x front stabiliser feet



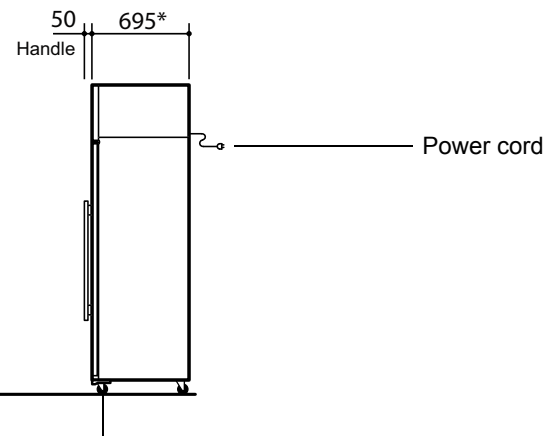
Electronic controller

80 Floor clearance

CABINET DIMENSIONS

	External	Internal
Height:	2200mm	1570mm
Width:	570mm	470mm
Depth:	745mm	554mm
Floor area:	0.43m ² (includes door handle)	

* Depth 695mm excludes removable door handle and door lock bracket.



4 x 100mm high swivel castors (front lockable)

Copyright © 2016 SKOPE Industries Limited

GENERAL SPECIFICATIONS

Temperature range	1°C to 4°C (adjustable up to 15°C)
Climate class	5 (Tested at 43°C)
Door	Lockable, self-closing, reversible, double glazed, single Low-E, argon filled, toughened safety glass swing door (hinged RH)
Internal Volume	445 litres
Shelves	5 adjustable height wire shelves: 447mm wide x 475mm deep
Power supply	220-240 Volts a.c. 50 Hz, single phase supply. Supplied with 10 Amp 3-Pin plug
Current draw	3.0 Amps (includes unit 1.8 Amps)
Refrigeration system	Removable top mount refrigeration unit (UT20APF)
Refrigerant	R134a / 370g
Nominal capacity	581 Watts
Controller	Carel S4 electronic controller
Drainage	No plumbing required
Weight	140 kg

INDIVIDUAL SPECIFICATIONS

Model	SKT500X	SKT500X-C	SKT500X-CX
Part number	MT55GY	MT55BY	MT55BX
Sign	Sign replacement panel	400mm high illuminated sign	
Sign lighting	n.a.	1 x 5W T8 LED tube (Ø26mm x 360mm)	
Interior side light	1 x 20W (1400mm) LED module strip RH side light (all models)		
Interior shelf lights	n.a.	n.a.	5 x 6W LED module strip shelf lights

SKOPE Industries Limited reserve the right to alter specifications without notice.

PSS0461 Rev.2.0 April 2017



SKOPE INDUSTRIES LIMITED

Australian Freephone: 1800 121 535, New Zealand Freephone: 0800 947 5673

Email: skope@skope.co.nz, Website: www.skope.com

